



**Highlights of the GRESB
2024 Assessment Results**

**UPGRADE
THE
FUTURE**

Highlights of the GRESB 2024 Assessment Results for Atenor*

1. GRESB overview	page 2
2. Results overview	page 3
3. Development score details	page 5
4. Management score details	page 6
5. Conclusion	page 8

*The full report of Atenor's GRESB (Global Real Estate Sustainable Benchmark) results for 2024 incurs a fee and, as such, cannot be made publicly available on our website. We encourage you to reach out to GRESB directly if you wish to obtain this document and gain more detailed insights into Atenor's GRESB assessment.

For GRESB contact information, please visit: <https://www.gresb.com/nl-en/contact/>

1. GRESB overview

For the past 15 years, the GRESB (Global Real Estate Sustainable Benchmark) has assessed and benchmarked the ESG (Environment, Social, Governance) performance of real estate assets on an annual basis, providing clarity and insight on sustainability to the financial markets. Through an ongoing commitment to ESG principles, GRESB participants continue to increase transparency, improve performance and set a strong precedent for the future of the built environment.

The GRESB assessment is based on the GRESB score and the quintile position that an entity occupies in relation to all the entities participating in the GRESB assessment. If an entity is in the top quintile, it is recognised as a GRESB 5-star rated entity. Each year, only 20% of entities receive a GRESB 5-star rating.

The GRESB 2024 report provides a detailed assessment of Atenor's ESG performance, highlighting the company's achievements.

2024 GRESB Development Benchmark Report

Atenor SA | ATENOR S.A.

Participation & Score



GRESB Rating



Status: Listed	Location: Europe	Property Type: Diversified
--------------------------	----------------------------	--------------------------------------

Atenor scored an impressive 99.37% in the Global Real Estate Sustainable Benchmark's evaluation of 2,223 real estate companies in 80 markets. With a **5-star** rating, the company also distinguished itself by coming **first in several categories**, including its development score.

2. Results overview

GRESB sector leaders

The GRESB Sector Leaders are the best performers by sector, region and nature of ownership from across the GRESB Assessments. It recognize the entity with the top GRESB Score and all those with a score within 1 point of the top score for each category.

With an exceptional score of 99.37%, Atenor is recognised as sector leader in various categories:

- **Global sector leader – diversified**
- **Global listed sector leader – diversified**
- **Europe sector leader – diversified**
- **Europe listed sector leader– diversified**




Development and Management

The analysis of the performance of companies in the real estate sector is divided into two parts: Management and Development. The Management part concerns the company and the Development part concerns the projects.



In Development, Atenor was ranked first in the following sectors:



Selection criteria

The selection criteria for the GRESB assessment include:

- **Environment:** Energy performance, management of natural resources, reduction of carbon emissions, waste management, and adoption of renewable energy.
- **Social:** Employee well-being and safety, community involvement, promotion of diversity and inclusion, and health and education initiatives.
- **Governance:** Transparency in operations, business ethics, risk management, governance structure, and regulatory compliance.

Results obtained by Atenor

Atenor was evaluated on various criteria and the results are as follows:

- **Environment Score:** Atenor achieved an outstanding performance in energy management, with a significant reduction in its carbon emissions and efficient management of resources. The company has also integrated waste management practices and increased its use of renewable energy.
- **Social Score:** Atenor shows a strong commitment to the well-being and safety of its employees, with training and professional development programs. The company is also actively involved in community initiatives and promotes diversity and inclusion within its teams.
- **Governance Score:** Atenor's governance practices are strong, with exemplary transparency in its operations. The company demonstrates strong business ethics, proactive risk management and a well-defined governance structure. Atenor complies strictly with all applicable regulations.

These results reflect Atenor's commitment to sustainability, as well as to good practice in governance and social responsibility. The company continues to show significant progress in these areas, making a positive contribution to its overall image and performance.

Aspect, Strengths & Opportunities



This circular graph presents a detailed examination of how Atenor's performance in each aspect compares to its peer groups for the current reporting year. The tool provides a user-friendly visualisation of progress made and areas for potential improvement, facilitating better understanding and informed decision-making.







3. Development score details


For the Project Development section, Atenor's score is particularly high.

The table below provides an exhaustive description of each aspect, the points obtained for each, and their respective weighting in the overall component and GRESB score. This detailed presentation highlights Atenor's excellent results, reflecting its ongoing commitment to excellence in all areas assessed, and reinforcing stakeholder confidence in its sustainable and responsible practices.

Development

Score Summary

	Aspect indicator	Score Max	Score Entity (p)	Score Benchmark (p)
	ESG Requirements	12.00p 17.1%	12	11.71
DRE1	ESG strategy during development	4	4	3.71
DRE2	Site selection requirements	4	4	4
DRE3	Site design and development requirements	4	4	4
	Materials	6.00p 8.6%	6	4.79
DMA1	Materials selection requirements	6	6	4.79
DMA2.1	Life cycle assessments		Not scored	
DMA2.2	Embodied carbon		Not scored	
	Building Certifications	13.00p 18.6%	13	9.37
DBC1.1	Green building standard requirements	4	4	3.36
DBC1.2	Green building certifications	9	9	6.01
	Energy	14.00p 20%	14	12.46
DEN1	Energy efficiency requirements	6	6	5.93
DEN2.1	On-site renewable energy and low carbon technologies	6	6	5.44
DEN2.2	Net-zero carbon design and standards	2	2	1.09
	Water	5.00p 7.1%	5	4.64
DWT1	Water conservation strategy	5	5	4.64
	Waste	5.00p 7.1%	5	5
DWS1	Waste management strategy	5	5	5



	Stakeholder Engagement	15.00p 21.4%	15	14.7
DSE1	Health & well-being	2	2	1.86
DSE2.1	On-site safety	1.5	1.5	1.5
DSE2.2	Safety metrics	1.5	1.5	1.34
DSE3.1	Contractor ESG requirements	2	2	2
DSE3.2	Contractor monitoring methods	2	2	2
DSE4	Community engagement program	2	2	2
DSE5.1	Community impact assessment	2	2	2
DSE5.2	Community impact monitoring	2	2	2




4. Management score details

The management part takes into account the global corporate policies and actions. The table below provides an exhaustive description of each aspect, the points obtained for each, and their respective weighting in the overall component and GRESB score.

Management

Score Summary

Aspect indicator	Score Max	Score Entity (p)	Score Benchmark (p)
 Leadership	7.00p 23.3%	7	6.33
LE1	ESG leadership commitments	Not scored	
LE2	ESG Objectives	1	0.98
LE3	Individual responsible for ESG, climate-related, and/or DEI objectives	2	1.89
LE4	ESG taskforce/committee	1	0.99
LE5	ESG, climate-related and/or DEI senior decision maker	1	0.96
LE6	Personnel ESG performance targets	2	1.52
 Policies	4.50p 15%	4.5	4.31
P01	Policy on environmental issues	1.5	1.38
P02	Policy on social issues	1.5	1.47
P03	Policy on governance issues	1.5	1.45

	Reporting	3.75p 12.5%	3.75	3.39
RP1	ESG reporting	3.5	3.5	3.16
RP2.1	ESG incident monitoring	0.25	0.25	0.23
RP2.2	ESG incident occurrences	Not scored		
	Risk Management	4.75p 15.8%	4.12	3.87
RM1	Environmental Management System (EMS)	1.25	0.62	0.59
RM2	Process to implement governance policies	0.25	0.25	0.25
RM3.1	Social risk assessments	0.25	0.25	0.24
RM3.2	Governance risk assessments	0.25	0.25	0.24
RM4	ESG due diligence for new acquisitions	0.25	0.25	0.25
RM5	Resilience of strategy to climate-related risks	0.5	0.5	0.5
RM6.1	Transition risk identification	0.5	0.5	0.45
RM6.2	Transition risk impact assessment	0.5	0.5	0.44
RM6.3	Physical risk identification	0.5	0.5	0.47
RM6.4	Physical risk impact assessment	0.5	0.5	0.45
	Stakeholder Engagement	10.00p 33.3%	10	9.3
SE1	Employee training	1	1	0.93
SE2.1	Employee satisfaction survey	1	1	0.83
SE2.2	Employee engagement program	1	1	0.91
SE3.1	Employee health & well-being program	0.75	0.75	0.69
SE3.2	Employee health & well-being measures	1.25	1.25	1.16
SE4	Employee safety indicators	0.5	0.5	0.5
SE5	Inclusion and diversity	0.5	0.5	0.45
SE6	Supply chain engagement program	1.5	1.5	1.44
SE7.1	Monitoring property/asset managers	1	1	0.98
SE7.2	Monitoring external suppliers/service providers	1	1	0.92
SE8	Stakeholder grievance process	0.5	0.5	0.49

5. Conclusion

In conclusion, Atenor's environmental, social and governance results clearly demonstrate the company's commitment to sustainable and responsible practices.

The exemplary transparency of its operations, combined with proactive risk management and rigorous business ethics, confirms the strength of Atenor's governance practices. The considerable efforts made in energy management, carbon emission reduction and the integration of renewable energies, as well as the attention paid to employee well-being and inclusion, illustrate the importance Atenor places on its global impact through its projects.

This performance not only helps to strengthen stakeholder confidence, but also positions Atenor as a leader in the adoption of sustainable and transparent practices, guaranteeing a promising and responsible future.